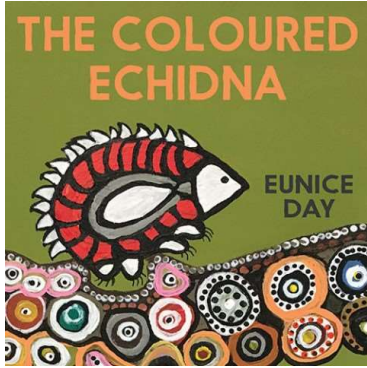


Teaching notes and comprehension questions for



The Coloured Echidna.

Based on Auslan performance by Tegan,
for Queensland state library



© These teaching notes were written by Lee Bilby
for Bilby Publishing all rights reserved.


Discussion questions

1. Did you notice the use of head shaking negative?
For example “not happy” (2:52) is signed as HAPPY with a shake of the head to signify “not”
2. Did you notice where mime and enactment were utilized in the story?

There are a lot of examples of this in the story.

Mime: (2:56) The concept “where ever he went” is simply translated through miming him walking along. Again later in the story see how “(owl) in the branches of a gum tree” are all compacted into a sitting gesture with two fingers on a branch mime (8:07).

Seconds later in story “(owl) flew down” is mimed using modified wings sign and direction of movement.



Blending signs : (3:00) In the same part of the story “colour” and “quills” signs are combined to signify the changing colour of the quills


What is Role shifting ?

Role shifting is where you alter your body to help identify which character in a story is taking

So when signing about a discussion between an adult and child you might face downward when being the adult, and sign angled upwards when being the child, for example.

3. Did you notice how she used her face as a form of role shift?

Here Tegan uses classic adult-child role shift regularly to signify the Coloured Echidna asking his parents questions. Looking up and right when role playing the little Echidna, and down to the left when being the parent.



This is adopted throughout the story between characters based on their sizes. Eg Colour echidna looks down to baby emus but up to mother.

4. Use of direction of performance changes

Tegan shifts the position of descriptive signs to flow direction from the object. For example signing moon in sky above shoulder then descriptive sign starting from the high position.

This is also used to signify “flying down” (8:10) from the tree sign.

5. Double hand emphasis (signing same sign with both hands)

6. Translate meaning not words

Towards the end of story (~8:30) you will see the “signs” used are not literal translations but translate the meaning. So “make people happy” is signed using the animal (not person) sign because the owl is really talking about animals. You will see this many times in story.

Comprehension questions

1. Name some of the animals Coloured Echidna met in his travel
2. What is one of the benefits of his colours
3. Who helped Echidna be happy with his colours?